

New Connectors for more Patient Safety

What is NRFit?

- ➔ NRFit is a new type of medical connector in the field of regional anesthesia and is defined by ISO 80369-6.
- ➔ NRFit will supersede all Luer connections and Luer hubs of cannulas, catheter connections, filters, patient routes and syringes in regional anesthesia.

NRFit Scope

- ⇒ Regional anesthesia procedures:
 - Spinal anesthesia
 - Epidural anesthesia
 - Plexus blocks
 - Peripheral single nerve blocks
 - Fascia blocks (e.g. TAP block)
- ⇒ Continuous wound infusion
- ⇒ Spinal and cerebral CSF removal

How do you recognize NRFit?


- ➔ NRFit connectors are 20% smaller than Luer connectors. The NRFit slip connector is equipped with an additional outer cone.



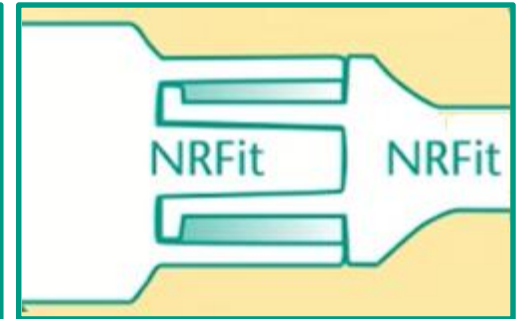
Male NRFit connector, slip version



Male NRFit connector, lock version

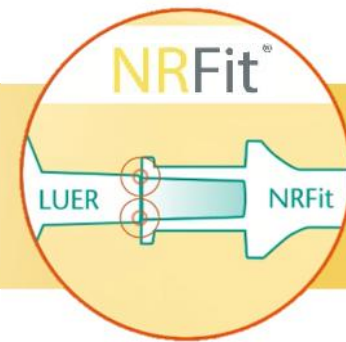


Female NRFit connector



Schematic illustration of a NRFit slip connection

- ➔ NRFit connectors can not be connected to Luer connectors.



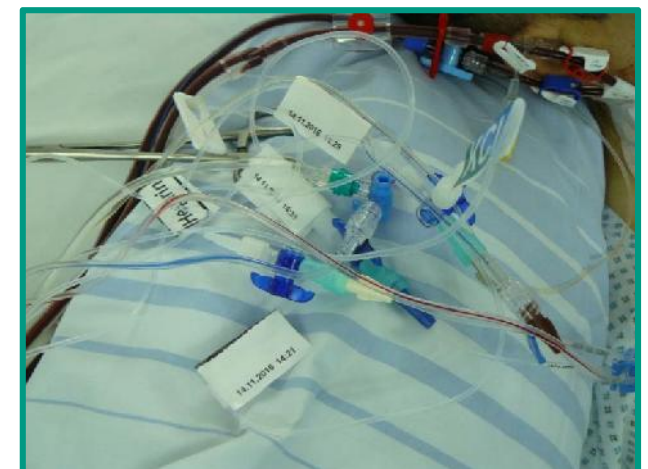
- ➔ For a better distinguishability all NRFit connectors are colour-coded in yellow.



Regional anesthesia catheter with catheter adapter, filter and patient line with NRFit connectors.

Why change to NRFit?

- ➔ Accidental misconnections of patient lines present a patient risk, which can lead to a fatal outcome in the worst case.
- ➔ Reported incidents are often multicausal and arise by a chaining of different, risk-promoting circumstances. (e.g., poor visibility, multiple lines on one patient, high working load).
- ➔ The introduction of various types of non-interchangeable connectors for various medical applications is intended to prevent this risk.
- ➔ NRFit was initiated by national health authorities, which called for an interdisciplinary solution to the problem.



High risk of accidental misconnections: Several unlabeled tubes on the patient

Source: Aktionsbündnis Patientensicherheit